

Be sure to read this manual before use

arrows We2 FCG02


Quick Start Guide

- In this manual, "arrows We2" is usually referred to as "the product" or "main unit".
- In this manual, "Quick Start Guide" (this manual) and "取扱説明書 詳細版 (Full Instruction Manual)" (Japanese) are collectively referred to as the "Instruction Manual".
- In this manual, "microSD™ memory card (commercially available)", "microSDHC™ memory card (commercially available)" and "microSDXC™ memory card (commercially available)" are abbreviated as "microSD memory card".
- Company names and product names referred to in this manual are trademarks or registered trademarks of respective companies. The TM and ® marks may be omitted in this manual.

Packaged items

Before you start using the product, make sure that you have all these packaged items with the product.

- Main unit
- クイックスタートガイド (Quick Start Guide) (Japanese)



These items are not included in the package.

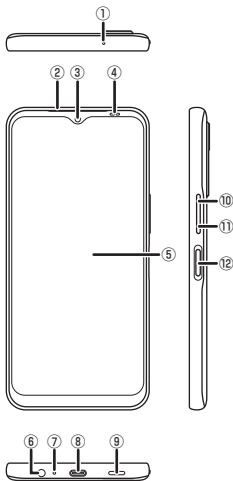
- microSD memory card
- Earphones
- AC adapter
- USB Type-C™ cable

memo

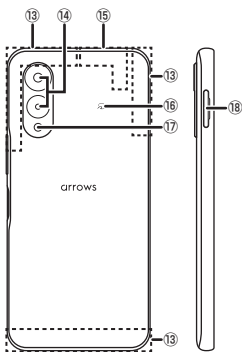
- Purchase a specified charger (sold separately).
- The battery is built into the product.
- Illustrations used in this manual are just images for explanations. They may be different from actual ones.

Names and functions of parts

- ① Second microphone*¹
- ② Earpiece*¹
- ③ Front camera
- ④ Light/Proximity sensor*¹
- ⑤ Display (touch panel)
- ⑥ Earphone/microphone jack
- ⑦ Mouthpiece/Microphone*¹
- ⑧ USB Type-C™ port
- ⑨ Speaker*¹
- ⑩ Volume up key
- ⑪ Volume down key
- ⑫ Power key/Fingerprint sensor



- ⑬ 5G/4G antenna area*²
- ⑭ Back camera
- ⑮ 5G/4G/GPS/Wi-Fi®/Bluetooth® antenna area*²
- ⑯ ↻ mark
- ⑰ Flash/Light
- ⑱ microSD memory card/SIM card slot (Slot cap)*³

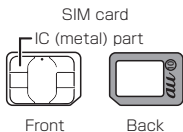


- *1 Note that covering these parts with a protection sheet, stickers, or fingers, etc. may hinder product performance.
- *2 The antenna is built into the main unit. Covering around the antenna by your hand may affect the quality of call/communication.
- *3 Install/remove after turning off the power. To avoid water or dust infiltration, be sure to close firmly.

- The back cover is not removable. Removing forcibly might cause damage or a malfunction. Battery is built in and is not removable.

SIM card

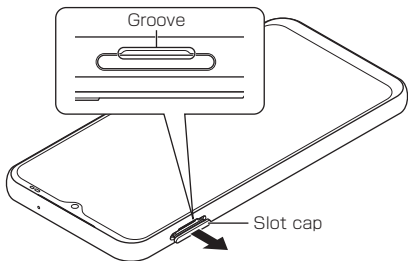
Your phone number etc. is recorded in SIM card. SIM lock is disabled for the product.



Attaching SIM card

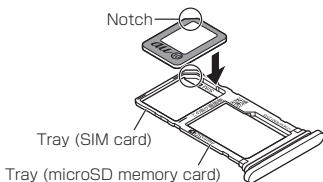
Before attaching SIM card, make sure to turn off the product.

- 1 Face the display side of the product up, put your fingertip into the groove, and then draw the slot cap of microSD memory card/SIM card slot straight and horizontally



2 Set SIM card into the tray (for SIM card) with the IC (metal) part facing down

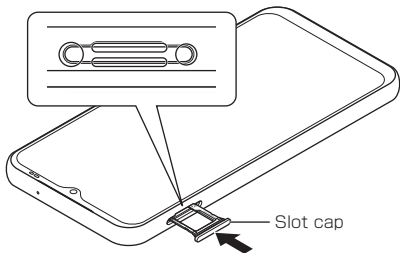
Pay attention to the location of the notch.
Surely set SIM card into the tray not to come off.



3 Check that the display side of the product faces up, and then insert the tray straight and horizontally

4 Firmly press the slot cap of microSD memory card/ SIM card slot to close

Pay attention to the direction the tray is being pushed in.
Firmly press where circled ○, and check that there is no gap between the main unit and the slot cap of microSD memory card/SIM card slot.



Turning the power on/off

■ Turning the power on

1 Press and hold Power key (over 2 sec.)

The lock screen appears.

When the initial setting screen appears after the product is powered on, follow the onscreen instructions to set the initial settings.

■ Turning the power off

1 Press Power key and the volume up key at the same time

2 [Power off] → [OK]

To show the power key menu by pressing and holding Power key, in the Home screen, slide the screen up → [Settings] → [System] → [Gestures] → [Press & hold power button] → [Power menu].

■ Forcedly turning the power off

1 Press and hold Power key and the volume up key at the same time for eight seconds or more, and release your fingers after the screen turns off

When using the Product

Before you start using the product, make sure to read the "Safety Precautions" to ensure correct use.

Before you assume that the product is malfunctioning, refer to "故障とお考えになる前に (Check here first)" in "取扱説明書 詳細版 (Full Instruction Manual)" (Japanese) to check the symptom.

Also refer to "トラブル診断 (Trouble check)" on the au homepage below to check the symptom.

<https://www.au.com/trouble-check/> (Japanese)

- Communication is not possible even inside of the service area in places where the signal does not reach (e.g. tunnels and basements). Also, communication is sometimes not possible in poor signal reception areas. Communication is sometimes interrupted if you move into poor signal reception area during communication.
- Since the product uses radio waves, the possibility of communication intercepts by third parties cannot be eliminated. (Though 5G/LTE/WiMAX 2+/GSM/UMTS system has highly secure confidential communication features.)
- For connecting to the emergency call acceptance organization, only VoLTE (LTE network) is used.
- While this product is compatible with au global roaming, network services described in the "Instruction Manual" differ with region and service content.
- Since the product is a radio station under the Radio Law, you may be asked to temporarily submit the product for inspection in accordance with the Radio Law.

- The IMEI information of your product is automatically sent to KDDI Corporation for maintenance and monitoring operational status of your mobile phone.
- Before you start using the product overseas, check the relevant laws and regulations of the country/region you visit.
- The Company is not liable for any damage or lost income arising from earthquakes, lightning, storms, floods or other natural disasters, as well as fires, actions by third parties, other accidents, intentional, mistaken, or incorrect use by the customer, or use under other unusual conditions outside the responsibility of the Company.
- The Company is not liable for any incidental damages (change/disappearance of described content, loss of business income, disruption of business, etc.) arising from use of the product or inability to use the product.
- The Company is not liable for any damage or lost income arising from failure to observe the described content of the "Instruction Manual".
- Location information gained through the product's sensor and GPS is only approximate, and cannot be used for purposes requiring a high degree of reliability. The Company assumes no liability whatsoever for any damages or lost profits resulting from errors in locationing.
- The Company is not liable for any damage or lost income arising, for example, from malfunction caused by combination with connected devices or software not related to the Company.

- Captured image data or downloaded data may sometimes be altered or lost due to faults, repair or other handling of the product. The Company is not liable for any damage or lost income resulting from recovery of these data.
- It is recommended you keep a copy of important data on your PC's hard disk etc. Whatever the cause of the defect or malfunction may be, the Company assumes no responsibility for alteration or loss of saved data.
- Data saved in the product, such as images/videos, might be altered or lost by an accident, fault, repair or mishandling. Be sure to keep a copy of important contents. Note that the Company assume no responsibility for any damages or lost profits resulting from altered or lost contents.
- Note that contents data (both charged or free content) saved to the product cannot be returned to the customer when the product is replaced for repair of a fault, for example.
- The product uses liquid crystal for its display. The display response speed may become slow when the ambient temperature is low, which is due to the characteristics of liquid crystal and is not a malfunction. The display response speed will return to normal at room temperature.
- Although the display used for the product is made using high-precision technology, some pixels (dots) might be lit or out at all times. This is not a malfunction.




- You are recommended to store copies of photos, videos, and music saved on the product to your PC, a cloud service, or other media. Note, however, that you may not be able to make copies of any copyrighted data even by the above-mentioned means.
 - Do not discard the product together with regular trash. Please cooperate in the collection of the product (including optional accessories) when it is no longer needed to protect the environment and effectively use resources. Take the product to an au Style, au shop, or other venue where it is collected.
- * "The Company" as appears in the manual refers to your carrier and the manufacturer (FCNT LLC).

memo

- Reproduction of the content of "Instruction Manual" in part or in whole is prohibited.
- The content of "Instruction Manual" is subject to change without notice.
- Some functions may be unavailable due to change of specification of the OS or change/termination of services.
- Every effort has been made in the preparation of "Instruction Manual". Should you notice any unclear points, omissions, etc., feel free to contact us.

Safety Precautions (Observe Strictly)

- Before using this product, thoroughly read these safety precautions for proper use.
- These "Safety Precautions" describe instructions that should be observed to prevent damage to property or injury to the customer or others using the product.
- The following symbols indicate the different levels of injury or damage that may result if the guidelines are not observed and the product is used improperly.







 Danger	This symbol indicates that "death or serious injury* ¹ may directly and immediately result from improper use".
 Warning	This symbol indicates that "death or serious injury* ¹ may result from improper use".
 Caution	This symbol indicates that "minor injury* ² and/or property damage* ³ may result from improper use".

*1 Serious injury: This refers to loss of sight, injury, burns (high- and low temperature), electric shock, broken bones, injuries with residual aftereffects from poisoning etc., and injuries requiring hospital admission for treatment or long-term hospital attendance as an outpatient.

*2 Minor injury: This refers to injuries, burns (high- and low-temperature), electric shock, etc. that do not require hospital admission for treatment or long-term hospital attendance as an outpatient.

*3 Property damage: This refers to extended damage to buildings, furniture, livestock, pets, etc.

Explanation of graphic symbols

 Don't	Indicates an action that is not allowed.	 No wet hands	Indicates that handling with wet hands is not allowed.
 No disassembly	Indicates that disassembly is not allowed.	 Do	Indicates compulsory actions in accordance with instructions.
 No liquids	Indicates that use in a place where the product is likely to get wet or allowing the product to get wet is not allowed.	 Unplug	Indicates that the power plug must be disconnected from an outlet.

■ Precautions common to the main unit, internal battery, charging equipment, SIM card, peripheral devices



Danger

Be sure to read the following hazards before use.

Do not use, store or leave the equipment in a location where it is subject to high temperature or accumulation of heat (e.g. by the fire, near a heater, under a kotatsu or bedding, in direct sunlight, in a car in the hot sun).



Doing so might cause fire, burns, injury, electric shock, etc.

Do not put the equipment in cooking appliances such as microwave ovens, IH cooking heaters, or high pressure containers such as pressure cookers. Do not place the equipment near such cooking appliances.



Doing so might cause fire, burns, injury, electric shock, etc.

Do not allow liquids such as water (drinking water, sweat, seawater, urine of pet animals, etc.) to come into the charging terminal or the USB Type-C port. Also, do not charge the equipment when it is wet or in a place where it will come in contact with water such as a bathroom or next to a humidifier.



Doing so might cause fire, burns, injury, electric shock, etc. For waterproofness, refer to "Notes on waterproof, dustproof, and shock resistance properties" (▶P.32).

Do not subject the product to strong pressure or break the product. Especially when bringing the product putting in a pocket of clothes, do not let the product hit against surroundings or being put between the objects.



Doing so may cause fire, burns, injury, etc. due to damage of the internal battery.

* The following are examples that you should be careful of:

- Sitting or squatting with the product put in a pocket of trousers or skirt
 - Putting the product in a pocket of outer wear and catching them in a door or a door of car
 - Stepping on the product on a soft object such as a sofa, bed or bedding, or on a floor
 - Putting the product into a seat of train or bus
-

Do not disassemble or modify the equipment.

Doing so might cause fire, burns, injury, electric shock, etc.



Do not try to remove the internal battery from the product.

Doing so might cause fire, burns, injury, etc.



The back cover cannot be removed. Do not try to remove. Also do not try to remove the back cover or forcefully press it in if the product is bulging, such as if the internal battery has swollen.

Doing so might cause fire, burns, injury, etc.



Use only optional parts specified by the Company for the product.

Using devices other than specified, or those with indefinite manufacturer, retailer, or specifications might cause fire, burns, injury, electric shock, etc.



Warning

Be sure to read the following warnings before use.

Do not subject the equipment to strong force, impacts, or vibration such as letting it fall, stepping on it or throwing it.

Doing so might cause fire, burns, injury, electric shock, etc.



Do not allow conductive materials (such as metal objects and pencil lead) to come into contact with the charging terminal, the USB Type-C port, or earphone/microphone jack, or allow dust, sand, etc. to get inside of it.

Doing so might cause fire, burns, injury, electric shock, etc.



When caring for the product, ensure that no disinfectant or water enters gaps, the connection terminals, external connection jack, microphone, or speaker.

Product breakage may cause injury, electric shock, etc.



If charging does not finish after specified time, stop charging.

Failure to do so might cause fire, burns, injury, etc. due to overcharge etc.



Always turn off the product before you enter a place where flammable gas may be present, or a place where dusts are generated. Stop charging the product if you are charging it. Ignition of flammable gas might cause explosion, fire, etc.



Follow the instructions of a gas station or other such location before using the product there.

Do not charge the product at a gas station, etc.
Take care not to drop the product at a gas station, etc.; in particular, do not use the product while filling. Ignition of flammable gas might cause explosion, fire, etc.



If you notice anything unusual about the equipment such as an unusual odor, abnormal noise, smoke generation, overheating, discoloration or deformation during operation, charging or storage, perform the following measures carefully.

- Unplug the power plug from the outlet.
- Turn off the power of the product.

Failure to do so might cause fire, burns, injury, electric shock, etc.



Caution

Be sure to read the following cautions before use.

Do not use damaged product or peripheral devices. Doing so might cause fire, burns, injury, etc.



Do not place the product on an unstable or inclined platform. Be careful especially when vibrator is set. The product might fall and cause injury etc.



Do not use or keep in a place that is very humid, dusty, or subject to high temperature.

Doing so might cause fire, burns, electric shock, etc. For waterproofness/dustproofness, refer to "Notes on waterproof, dustproof, and shock resistance properties" (▶P.32).



If children use the product, parents or guardians should give them proper instructions and do not allow them to use the product in the wrong way.

Use of the product in the wrong way might cause accidental ingestion, injury, electric shock, etc.



Keep the equipment out of the reach of babies and infants and where pets have access.
In particular, be careful where small parts are stored, such as the microSD memory card/SIM card tray.
Use of the product in the wrong way might cause accidental ingestion, injury, electric shock, etc.



Be careful about the temperature when using the product continuously or while charging because it might become warm. Also, be careful not to keep touching it unintentionally in a pocket of clothes, when you fall asleep, etc.



While using applications, calling, transmitting data, watching videos, or charging battery, the temperature of the product and specified charging equipment (sold separately) may become high. Continued, direct contact with hot portions of the product may cause redness, itchiness, skin irritation, low-temperature burns, etc. depending on your physical condition.

■ Main unit



Danger

Be sure to read the following hazards before use.

Do not throw the product into fire or apply heat.
Doing so might cause fire, burns, injury, etc.



Do not put excessive force such as sticking with a sharp object (nail etc.), hitting with a hard object (hammer etc.), or stepping on it.
Doing so might cause fire, burns, injury, etc.



If the internal substance of the product contacts your eyes or mouth, immediately rinse the eyes or mouth with clean water and then see a doctor right away.
The effects of the internal substance of the product might cause blindness, medical problem, etc.





Warning

Be sure to read the following warnings before use.

Do not turn on the flash/light close to the other's eyes. Keep enough distance away especially from babies.



Doing so might cause blurred vision etc. Also an accident such as injury might occur if he or she is dazzled or frightened.

Do not look at a repeatedly-blinking screen for a long time.



Doing so might cause cramp, loss of consciousness, etc.

Do not allow liquids such as water (drinking water, sweat, seawater, urine of pet animals, etc.), metal parts (cutter blades, staples, etc.), or flammable objects to enter to the microSD memory card/SIM card slot of the product.



Do not set a microSD memory card or SIM card in wrong insertion, or insert it in wrong orientation.

Doing so might cause fire, burns, injury, electric shock, etc.

Do not expose the camera lens to direct sunlight for a long time.



Doing so might cause fire, burns, injury, etc. due to light-collecting mechanism of lens.

Do not sound the buzzer close to the ear.



Doing so may affect your ears such as difficulty in hearing.

Power off the product or put it in Airplane mode before boarding an airplane.



Use of mobile phones on board is restricted. Follow the instructions of each airline.

The radio waves from the product might adversely affect on-board electronic equipment.

Prohibited acts related to mobile phone usage on an airplane might be punished by law.

Follow the instructions of each medical facility for the use of mobile phones on their premises.



Power off the product in a place where the use is prohibited.

The radio waves from the product might affect electronic equipment and electronic medical equipment.

Always keep the product away from your ear when you call handsfree, while sounding the ringtone loudly, or during stand-by.



Also, when you play game, play back videos, music, etc. connecting the earphone/microphone, etc. to the product, adjust the volume adequately.

Loud sound is emitted from the product when calling with hands-free set.

Even in standby mode, a ringtone or an alarm sound may sound suddenly.

Listening to loud sound for long hours continuously may cause a disability of ears such as deafness.

Moreover, too loud sound makes you barely hear the surrounding sounds and may cause an accident.

If you have a weak heart, set the vibrator or ringtone volume carefully.



Sudden vibration or ringtone sounding when for incoming call astonishes you and it may affect your heart.

If you are wearing any electronic medical equipment, check with the relevant medical electronic equipment manufacturer or vendor whether the operation might be affected by radio waves.



The radio waves from the product might affect electronic medical equipment.

Power off the product near electronic devices or equipment operating on high precision control or weak signals.



The radio waves from the product might interfere with the operation of electronic devices or equipment.

* The following are some electronic devices or equipment that you should be careful of:

Hearing aids, implantable cardiac pacemaker, implantable cardioverter defibrillator, other electronic medical equipment, and other automatically controlled devices or equipment. If you use an implantable cardiac pacemaker, implantable cardioverter defibrillator, or other electronic medical equipment, check with the medical electronic equipment manufacturer or vendor whether the operation can be affected by radio waves.

If display or camera lens breaks, be careful with broken parts and exposed product parts.



Touching damaged or exposed part might cause burns, injury, electric shock, etc.

If the internal battery leaks or gives off a strange smell, immediately stop using and remove it from the vicinity of open flames.



The leaking liquid might ignite, catch fire, explode, etc.

Be careful not to allow a pet etc. to bite the product.

Doing so might cause fire, burns, injury, etc. because of ignition, burst, heat or leaking of the internal battery.



Caution

Be sure to read the following cautions before use.

When using the motion sensor, check the safety around you, hold the product firmly, and do not shake it unnecessarily.



Failure to do so might cause an accident such as injury.

If the display is damaged and when the internal substance etc. leaks out, do not allow it to contact your skin such as face and hands, clothes, etc.



Doing so might cause injury etc. on your eyes or skin.

If the internal substance gets into your eyes, mouth, etc. or contacts your skin or clothes, immediately rinse with clean water.

In the case of getting into your eyes, mouth, etc., immediately consult a doctor after rinsing.

Do not discard the product together with other garbage.



Doing so might cause fire, burns, injury, etc. Also, it might cause environmental destruction. When the product is no longer used, take it to a service counter such as au Style or au shop, or dispose of it according to a recycling program of your local municipality.

If the substance leaks out from the internal battery, do not allow the fluid to contact with your skin of face, hands, clothes, etc.



Doing so might cause injury etc. on your eyes or skin.

If the internal substance gets into your eyes, mouth, etc. or contacts your skin or clothes, immediately rinse with clean water.

In the case of getting into your eyes, mouth, etc., immediately consult a doctor after rinsing.

For using the product in a car, check with the automobile manufacturer or dealer for the effects by radio waves before using.



Depending on vehicle model, the radio waves from the product may affect the vehicle's electronic equipment to malfunction. In that case, stop using the product immediately.

If any skin abnormality develops due to the use of the product, immediately stop using the product, and consult a doctor.



Depending on your physical constitution or health, itchiness, a rash, eczema, etc. might develop. See "Material list" (▶P.23) for materials used in each part of the product.

Product back camera, earpiece, speaker, and vibrator use magnetic parts; check that nothing metal (cutter blades, staples, etc.) is adhering.



Attached objects might cause injury, etc.

Watch the display in an adequately bright place taking a certain distance from it.



Watching in a dark place or closely might reduce visual acuity etc.

■ Charging equipment



Warning

Be sure to read the following warnings before use.

Do not use the specified charging equipment (sold separately) if the cable is damaged.



Doing so might cause fire, burns, electric shock, etc.

If you hear thunder, do not touch the specified charging equipment (sold separately).



Doing so might cause electric shock etc.

Do not short-circuit the charging terminal when connected to an outlet. Do not allow any part of yourself (hands, fingers, etc.) to come in contact with the charging terminal.




Doing so might cause fire, burns, electric shock, etc.


Do not place heavy objects on a cable of the specified charging equipment (sold separately), or do not apply unreasonable force to the cable such as pulling.




Doing so might cause fire, burns, electric shock, etc.

Do not contact metal objects to the specified charging equipment (sold separately) when connecting the plug to or disconnecting it from an outlet. 


Doing so might cause fire, burns, electric shock, etc.

Do not connect the voltage converter (such as a travel converter for overseas travel) to the specified charging equipment (sold separately). 


Doing so might cause ignition, overheating, electric shock, etc.

Do not put an excessive force to the connection part with the specified charging equipment (sold separately) connected to the product. 

Doing so might cause fire, burns, injury, electric shock, etc.

Do not touch the cable, charging terminals or power plug of the specified charging equipment (sold separately) with wet hands. 

Doing so might cause fire, burns, electric shock, etc.


Use the adapter only on the specified power supply and voltage. 

When charging the battery overseas, use AC adapter that can be used overseas (sold separately).


Using the incorrect power supply and voltage might cause fire, burns, electric shock, etc.

AC adapter (sold separately): 100V AC (Connect to the AC outlet for internal household use)


AC adapter (sold separately) that can be used overseas: 100V AC to 240V AC (Connect to the AC outlet for internal household use)

Clean dust from the power plug. 

Using it with dust adhered might cause fire, burns, electric shock, etc.

Insert the specified charging equipment (sold separately) in the outlet firmly. 

Not doing so may cause fire, burns, electric shock, etc.

When unplugging the specified charging equipment (sold separately) from an outlet, grasp the adapter body and do not pull the cable or otherwise subject it to excessive force. 

Pulling the cable of the specified charging equipment (sold separately) may damage it and cause fire, burns, electric shock, etc.

When plugging/unplugging the specified charging equipment (sold separately) into/from the product, do not pull the cord with excessive force. Instead, plug/unplug it straightly toward the terminal to connect. Incorrect plugging/unplugging might cause fire, burns, injury, electric shock, etc.



If the charging terminal is deformed such as being bent, stop using immediately. Do not use it with the deformation restored.

Doing so might cause fire, burns, injury, electric shock, etc. due to short-circuit of the charging terminal.



Always remove the power plug from an outlet when not using it.

Keeping it plugged in might cause fire, burns, electric shock, etc.



Immediately remove the power plug from an outlet if liquids such as water (drinking water, sweat, seawater, urine of pet animals, etc.) get adhered.

Failure to do so might cause fire, burns, electric shock, etc. due to short-circuit by adhered object etc.



Always unplug the power plug from the outlet before caring for equipment.

Cleaning while still plugged in may cause fire, burns, electric shock, etc.



Caution

Be sure to read the following cautions before use.

Do not touch the specified charging equipment (sold separately) continuously when connected to an outlet. It might cause burns, etc.



■ SIM card



Caution

Be sure to read the following cautions before use.

Be careful of the cut surface not to hurt your fingers etc. when handling SIM card.

The cut surface may be sharp, and it might cause injury.



■ Using near medical equipment or in healthcare facilities



Warning

Be sure to read the following warnings before use.

If you wear electronic medical equipment such as an implantable cardiac pacemaker or an implantable cardioverter defibrillator, or if there may be a person wearing such equipment around you, carry or use the product 15 cm or more away from the implanted equipment at all times.



The radio waves from the product might have harmful effects on the operation of the electronic medical equipment. If there is any chance that the distance between the product and a person closest to you might get shorter than 15 cm such as when you cannot freely move around, set the product not to emit radio wave in advance (Airplane mode, power off, etc.).

If you need to use electronic medical equipment other than implantable cardiac pacemakers or implantable cardioverter defibrillators outside medical facilities such as treating at home, consult the relevant medical electronic equipment manufacturer for effects on the equipment by radio waves.



The radio waves from the product might have harmful effects on the operation of the electronic medical equipment.

Follow the instructions given by the respective medical facility regarding use of the product on their premises.



The radio waves from the product might have harmful effects on the operation of the electronic medical equipment.

Material list

Main unit

Part	Material	Surface treatment
Display panel	Hardened glass	AF Coating
Exterior case (side)	PA-GF resin	Acrylic UV curing coating treatment
Exterior case (back)	PC resin	Acrylic UV curing coating treatment
Flash/Light panel	PMMA	—
Back camera panel	Hardened glass	AF Coating
Camera frame	PC resin	Acrylic UV curing coating treatment
Power key/Fingerprint sensor	EMC	Acrylic UV curing coating treatment
Volume key	PC resin	Acrylic UV curing coating treatment
Slot cap (cap)	PC-GF resin	Acrylic UV curing coating treatment
Slot cap (rubber seal of cap)	Silicone rubber	—
Slot cap (tray)	PC resin	—
USB Type-C port	PA resin	—
Earphone/microphone jack	PA resin	—

Handling precautions

These precautions are provided to prevent the product from damage and ensure that performance can be fully demonstrated.

Thoroughly read these precautions to ensure correct use.

■ Precautions common to the main unit, internal battery, charging equipment, SIM card, peripheral devices

- Do not apply excessive force to the product during use. Be sure not to put the product into a tightly packed bag or place a heavy object on the product in a bag. Sitting on the product in your pocket might damage the display or internal circuit board or cause a malfunction.

Doing so might also cause damage or malfunction while an external device is connected to the USB Type-C port or earphone/microphone jack. Such malfunction is not covered by warranty even if the product exterior appears undamaged.

- To ensure waterproof property (equivalent to IPX5, IPX8) of the product, use with the slot cap of microSD memory card/SIM card slot tightly closed.

Note that the waterproof property is not guaranteed in every usage condition. Do not allow water to get inside of the product or splash water on the specified charging equipment (sold separately) or optional accessories. Do not open or close the slot cap of microSD memory card/SIM card slot in the rain or with water droplets on the surface of the product. Doing so might cause water intrusion resulting in internal corrosion.

Malfunctions determined to be caused by water intrusion are not covered by the warranty.

- For the following products, do not use them in extremely hot, cold or humid places.
(Use within an ambient temperature range of 5°C to 35°C and humidity range of 45% to 85%. However, temporary use at an ambient temperature range of 36°C to 40°C is allowed.)
 - Product main unit
 - SIM card (attached to product main unit)
-

- For the following products, do not use them in extremely hot, cold or humid places.
(Use within an ambient temperature range of 5°C to 35°C and humidity range of 35% to 85%.)
 - Charging equipment
 - Peripheral devices
-

-
- Do not use in places subject to lots of dust or vibration. Doing so might cause a malfunction.
-
- Clean the USB Type-C port or earphone/microphone jack with a dry cotton swab, etc. occasionally. Soiled terminals might cause poor connection. Do not exert strong force to clean the USB Type-C port and earphone/microphone jack to prevent deformation.
-
- Clean the product with a soft dry cloth (e.g. wiping cloth for eyeglasses). Forceful rubbing with a dry cloth might scratch the display. The display might be stained if splash or smear is left attached to the surface. Wiping the product using alcohol, thinner, benzene, detergent, glass cleaner, etc. might erase the printing on the exterior case or cause a malfunction.
-
- You can disinfect this product or remove certain amount of virus from it with an alcoholic sanitizing wipe or spray.*¹ When you disinfect or sterilize the product, turn off the display beforehand to avoid malfunction. Make sure that the slot cap of microSD memory card/SIM card slot is securely closed. If you spray this product with alcohol disinfectant, keep it off about 5 cm from the product and wipe off the disinfectant, and then wipe the product with a damp cloth to remove alcohol and disinfectant. If you use an alcoholic sanitizing wipe or paper towel soaked in alcohol disinfectant, wipe the product with it and then wipe it with a damp cloth to remove alcohol and disinfectant.
 - The following agents can be applied to this product. Alcohol*², Hypochlorous acid water, Surfactant (kitchen detergent), Surfactant (furniture detergent). However, use the agents in which 0.05w/v% or less chlorine or chlorinated additive is contained.
-
- *¹ Verified by FCNT LLC in-house testing based on the disinfection method released by Ministry of Health, Labour and Welfare, Ministry of Economy, Trade and Industry (National Institute of Technology and Evaluation: NITE) and Consumer Affairs Agency. (Performance of this product is confirmed under the test environment, and the test does not guarantee all disinfectants or detergents can be applied to this product.)
 - *² Commercially available alcohol (ethanol) disinfectant and alcohol (ethanol) wet tissue.
-
- Use as far away as possible from land-line phones, TVs and radios. Use of the product nearby might affect them.
-

-
- The product might become warm while talking, charging or during other operations, depending on the situation, but this is not abnormal.
-
- Do not place near corrosive chemicals or in places where corrosive gas is generated. Doing so might cause a malfunction.
-
- Do not use outside when you can hear thunder. Doing so might risk lightning strikes and electric shock.
-
- Be sure to use only the specified peripheral devices. Use of other peripheral devices might cause a malfunction.
-
- Do not put the product in a cooking apparatus such as microwave oven or a pressure vessel. Doing so might cause a malfunction.
-
- The customer is not allowed to disassemble, modify or repair the product. Doing so might cause a malfunction. Modification of the product is in violation of the Radio Law and Telecommunications Business Act.
-
- To prevent short-circuiting of USB Type-C port or earphone/microphone jack, do not allow any part of yourself (fingers, etc.) or conductive objects (anything metal, pencil leads, etc.) to contact or enter the terminals. Doing so might cause a malfunction.
-
- In the event that the product gets wet while charging, immediately disconnect the plug of the specified charging equipment (sold separately).
-
- Do not use while driving a vehicle, riding a motorbike or bicycle, or walking. Use while driving a vehicle or riding a motorbike is prohibited by law. Using the product while riding a bicycle may also be punishable by law.
-
- Using or charging the product in a bag or when it is covered with bedding might cause a malfunction.
-
- When using the specified charging equipment (sold separately) or an external device, insert/remove the connector straight to/from the terminal. Make sure the orientation of the connector is correct. Unless it is correct, it might cause a malfunction.
-
- Do not expose the camera lens to direct sunlight for an extended period. Doing so might cause a malfunction.
-
- Do not use, store, and leave the product in places subject to direct sunlight (e.g. in automobiles), places that get hot, places that get extremely cold, and in humid or dusty places. Doing so might cause a malfunction.
-

-
- Do not place the product on an unstable or inclined platform. Be careful especially while charging or when vibrator is set. The product might fall and cause a malfunction etc.
 - Do not exceed the rating of outlet or wiring device when charging the product, for example, by starburst connection etc.
-

■ Main unit

- The product's battery is built in and is not customer-replaceable. For battery replacement, contact an au Style, au shop, or the Customer Service Center.
 - Do not forcefully press, tap or intentionally subject the display to strong impact. Doing so might cause scratching or damage.
 - Do not forcefully press the keys or display surface with your fingernails or hard objects. Doing so might cause scratching or damage of the keys or display.
 - Do not use a remodeled product. Use of a modified device violates the Radio Law and Telecommunications Business Act.
-

The product is compliant with rules on the technical standard conformance of specified wireless equipment based on the Radio Law/ Telecommunications Business Act, and as a proof of it, the "Technical Compliance Mark" can be checked with the product.

Checking procedure:

In the Home screen, slide the screen up → [Settings] → [About phone] → [Regulatory labels]

If modifications of the internal components of the product are made, the certification of conformity with the technical standard conformance etc. becomes invalid. Do not use the product with the certification invalid, as it is a violation of the Radio Law and Telecommunications Business Act.

- Take care not to place magnetized items such as magnetic cards, speakers and TV sets near the product, as it might cause a malfunction.
Putting a strong magnetism close to the product might cause a false operation.
 - Do not bring magnetized cards such as cash cards, credit cards and prepaid cards closer to the product. It might cause loss of the recorded data.
-

-
- When you put the product in your pocket or bag, take care that the display does not come in contact with metal objects or other hard objects, as it might cause a scratch or damage. Take care with using a strap whose member is a hard material such as metal because it can touch the display and may cause scratch or damage.
-
- When suddenly brought into a warm place from a cold place, or when used in a humid location or in a place where temperature suddenly changes (e.g. near the air discharge port of an air conditioner), water droplets (i.e. condensation) may be formed inside of the product. Note that when used under such conditions, the humidity might cause corrosion or a malfunction.
-
- While writing or reading data to or from a microSD memory card, do not subject the product to vibration or impact, or turn off the power. Doing so might cause loss of data or a malfunction.
-
- Do not cover the light/proximity sensor with your finger or put a sticker on it. Doing so might hinder the light/proximity sensor from detecting the ambient brightness and functioning correctly.
-
- Do not put a sticker, etc. on the light/proximity sensor. Doing so might cause a malfunction on the sensor and make the display always turned off while receiving a call or during a call.
-
- Usually use the product with the slot cap of microSD memory card/SIM card slot firmly closed. If the slot cap is open, dirt or water might get inside and cause a malfunction.
-
- Do not allow liquid, anything metal, or other foreign objects to enter the USB Type-C port, earphone/microphone jack, microSD memory card/SIM card slot, earpiece, mouthpiece/microphone, speaker, second microphone, etc. Doing so might cause a malfunction.
-
- Do not give strong impact on the product such as dropping, throwing, stomping. Doing so might cause a malfunction.
-
- Do not put the product directly on sand at a beach etc. Sand or other small particles might get inside the earpiece, mouthpiece/microphone, speaker, second microphone, etc. causing the volume to drop. If sand gets inside the product, it might cause a malfunction.
-

-
- Depending on your operations or usage environment, the product may become warm. In this case, charging may stop or the screen brightness may be adjusted for safety. In addition, if the product is left warm, a warning display may appear and the product may turn off.
 - When using the camera, a warning display appears and the camera terminates automatically if you keep using the camera with the product left warm.
-

■ Display (Touch Panel)

- The touch panel is designed to be lightly touched by fingers. Do not apply strong pressure with your fingers or sharp-pointed objects (such as fingernails, ballpoint pens and pins) to the touch panel. In the following cases, the touch panel might not respond. Also, it may cause malfunction.
 - Operation with gloves
 - Operation with fingernails
 - Operation with foreign object on the touch panel
 - Operation with protective sheet or seal on the touch panel
 - Operates when the display is wet with water droplet or fogged
 - Operation with wet or sweaty fingers
 - Operation under water
 - Putting stickers or sheets (e.g. commercially available protective films, peep prevention sheets) on the display might hinder correct operation of the touch panel.
 - When carrying the product in your pocket or bag, take care not to put the touch panel close to metals or other conductive materials, as it might cause false operation of the touch panel.
-

■ Internal battery

(The internal battery of the product is a lithium-ion battery)

The internal battery is not fully charged at the time of purchase. Charge the internal battery before using the product. Charge the internal battery if you have not used the product for a long time.



Li-ion 00

-
- Use in very hot, humid, or cold environments, for example, when left in an automobile with the windows closed in summer, will cause the internal battery capacity to drop and shorten the available usage time and the internal battery's service life. Try to use the product as far as possible at room temperature.
-

-
- Using apps for a long time with the product being charged may shorten the internal battery's service life.
-
- The internal battery gradually discharges after charging even if the product is not used. If the product has not been used for a long time, the internal battery may over discharge and may not be charged. Charge the internal battery regularly (every 6 month, up to approximately 40%).
-
- If you store the product, avoid the following conditions to store, as they may degrade performance of the internal battery and shorten its service life.
 - Stored with the internal battery charged fully (shortly after the internal battery has been charged)
 - Stored with the internal battery empty (exhausted enough not to turn the power on)You are recommended to store the product with the internal battery charged at approximately 40%.
-
- The internal battery sometimes swells up as it approaches the end of its service life. This is due to the properties of lithium-ion batteries, and is not a problem in terms of safety.
-
- The internal battery is a consumable item. Charging it repeatedly will shorten its operating time gradually. If internal battery function deteriorates without any recovery, and operating time has shortened noticeably even after charging or the internal battery is bulging, the internal battery has reached the end of its service life. Stop use. Battery is built in. The product must be submitted to an au Style, au shop, or other counter for repair at cost. Service life depends on conditions such as how the product is used.

■ Charging equipment

- Do not wrap the cable of the specified charging equipment (sold separately) around the adapter itself. Do not bend the joint of the plug or connector and the cable of the specified charging equipment (sold separately) forcibly. Do not place heavy objects on the adapter or cable, or do not apply unreasonable force to the cable such as pulling. Doing so might cause a malfunction.
-
- When unplugging the plug of the specified charging equipment (sold separately) from the outlet, hold and pull the power plug. If you pull the cable, the cable might be damaged.

■ SIM card

- Do not apply unnecessary force when removing or inserting the SIM card. Do not use more force than necessary when inserting it in the product.
- You are responsible for any damage caused by inserting your SIM card into other IC card reader/writer etc.
- Do not put stickers etc. on the SIM card.
- Do not insert SIM card with conversion adapter attached. Doing so might cause a malfunction.
- Do not damage SIM card by using the product in a hot place, dropping into fire, contacting to the metal parts with foreign object, giving an impact, bending, applying load, wetting, etc. Doing so might cause loss of data or a malfunction.

■ Camera

- When photographing important occasions etc., take a trial shot and check the shot image to make sure it is correctly shot.
- Do not shoot in a place where shooting is prohibited.

■ Copyrights and rights of portrait

- You are not allowed to copy, distribute, publish, modify or edit the data you shot, recorded or downloaded using the product without consent of the copyright holder, except for personal use such as copying or quoting where provided for under the copyright law.
In addition, do not use or modify portraits or names of other individuals without the consent, as it might infringe on rights of portrait.
Note that shooting and recording might be restricted at some live performances, shows and exhibitions even for personal use.
- Be careful about the copyright and portrait right when posting photos you shot etc. on Internet homepages.

■ Backup content on the product

- Please back up important content recorded to the product or downloaded to the product from an outside source. Content recorded to memory on the product sometimes disappears or is altered by unexpected factors, such as static electricity or a fault, repair, mishandling, etc.

Notes on waterproof, dustproof, and shock resistance properties

The product has a waterproof property equivalent to IPX5*¹ and IPX8*², as well as a dustproof property equivalent IP6X*³ on the condition that the slot cap of microSD memory card/SIM card slot is securely attached. Also, the product comprises the shock resistant structure which passed the test*⁴ in accordance with United States Military Standard.

Before using the product, thoroughly read "Important items to remember before use" to ensure correct use. Failure to follow the contents described in the sections might cause intrusion of water, sand or other foreign material, resulting in overheating, ignition, electric shock, injury or a malfunction.

- *1 IPX5 equivalent means that the product will maintain its performance as a phone even if it is sprayed with water from a 6.3 mm diameter nozzle at a distance of about 3 meters for more than 3 minutes at a rate of about 12.5 liters per minute from any direction.
- *2 IPX8 equivalent means that the product will maintain its performance as a phone with no water getting inside the main unit even if it is gently submerged in a tank of still tap water at room temperature to a depth of 1.5 meter for about 30 minutes.
- *3 IP6X equivalent means that the product will securely maintain its function of no grit and dust getting inside the main unit even after it has been placed in an apparatus with grit and dust of diameters of 75 μm or less and shaken for 8 hours.
- *4 Carried out a drop test compliant with MIL-STD-810H Method 516.8 Procedure IV-Shock set forth by the U.S. Department of Defense.

* Product shock resistance assumes usage in daily situations; subjecting the product to excessive shock such as by throwing or causing/letting the product fall forcefully may break the product. Also, the product is scratched by drop shock even if there is no problem with its performance.

Since operation of the product on each usage scene was confirmed based on the above assumption, proper operation of the product in every possible condition during actual use is not guaranteed. Malfunctions determined to be caused by mishandling by the customer are not covered by the warranty.

Important items to remember before use

- Make sure that the slot cap of microSD memory card/SIM card slot is firmly closed. Waterproofness/dustproofness is only effective when the cover is securely closed.
- Do not open or close the slot cap of microSD memory card/SIM card slot if the product or your hands are wet.
- Do not sink the product in or splash with tap water or other liquids (seawater, pool water, water of hot spring, water with soap, detergent, or bath salt, alcohol, juice, seasonings, etc.). Also, do not use in a place where urine of pet animals can splash on it. If the product is splashed, immediately rinse the product with tap water.
- Do not put the product directly on sand at a beach etc. Sand or other small particles might get inside the earpiece, mouthpiece/microphone, speaker, second microphone causing the volume to drop. If sand gets inside of the main unit, it might cause overheating or a malfunction.
- Do not use the product underwater.
- Do not use or store the product for a long period in a humid place such as a bath room or kitchen.
- Even after draining, water might remain on the product. Although you can use the product, do not place it near things that must not get wet. Also, take care not to wet your clothes, bag, etc.
- Drain water if it becomes temporarily hard to hear the sound due to water remaining in the earpiece, mouthpiece/microphone, speaker, or second microphone. (Refer to "取扱説明書 詳細版 (Full Instruction Manual)" (Japanese).)
- Do not use business use/additive-free/alkaline foam type hand soap or business use/additive-free/alkaline detergent for the tableware. Doing so may cause discoloring of the product.
- Do not wash with soap other than those specified (▶P.36), bathing powder, shampoo, hair rinse, facial cleanser, makeup remover, toothpaste, etc. When such substance is put on the product, immediately rinse with clean water.
- Do not spray the product directly with high-pressure water or submerge it for a long time in water, as the product is not designed to withstand high water pressure.
- Do not wash the product in a washing machine or ultrasound bath.
- Do not immerse the product into a bathtub. The product is not resistant to high temperatures.
- Extreme changes in temperature generates condensation causing a malfunction. Wait until the main unit reaches room temperature before you bring the product from a cold place into a warm bathroom.
- The product does not float on water.

- You can use the product in a bathroom.
 - After using in a bathroom, drain water in the specified steps. (Refer to "取扱説明書 詳細版 (Full Instruction Manual)" (Japanese).)
 - Do not immerse the product into a bathtub. Also, do not use the product in hot water. Doing so might cause a malfunction. If you should fall the product into the bathtub, immediately pick it up to drain water in specified procedure. (Refer to "取扱説明書 詳細版 (Full Instruction Manual)" (Japanese).)
 - Never put the product in hot spring water or water containing soap, detergent or bath powder which is other than those specified (▶P.36). In case the product gets wet with water other than tap water, wash it in the procedure previously mentioned (▶P.36).
 - In a bathroom, use the product under the condition of the temperature 5°C - 45°C and the humidity 45% - 99% (however, temperature of more than 36°C or humidity of more than 86% is limited to temporary use). Note that the Company does not guarantee the successive operations of every function.
 - Do not put hot water from a faucet or shower.
 - If you bring the product from a cold place to a warm place, dew may be condensed on the display or surface of the case due to sudden changes of temperature. When you are hard to watch the display or make touch operations due to dew condensation, wait for a while until the temperature of the product become normal.

■ Slot cap of microSD memory card/SIM card slot

- Make sure that the slot cap of microSD memory card/SIM card slot is firmly closed. Just a small particle (a hair etc.) between the contact surfaces can cause water intrusion or dust penetration.
- Do not open or close the slot cap of microSD memory card/SIM card slot with gloved hands. Just a small particle (a hair etc.) between the contact surfaces can cause water intrusion or dust penetration. Wipe off any minuscule droplets of water or dirt with a clean dry cloth before closing the slot cap.
- If the slot cap of microSD memory card/SIM card slot is deteriorated or damaged, the waterproof/dustproof property becomes ineffective.

■ If any liquid other than plain water is adhered to the product

- If any liquid other than plain water (e.g. seawater, detergent, alcohol, juices) is adhered to the product, immediately rinse it with plain water.

- You can wash the product under a mild flow (6 liters per minute or less) of tap water at room temperature (5°C to 35°C) at a distance of about 10 cm from the faucet or shower head.
- If the product gets dirty, wash it with your hands holding the slot cap of microSD memory card/SIM card slot so that they do not open. Do not use a brush.

■ After the product gets wet

- After the product gets wet, drain water, and wipe with a clean dry cloth.
- In cold climates, water on the product might turn to frost. Using with frosted might cause a malfunction. Do not leave the product without wiping off water.

■ Rubber seals

- The rubber seal on the inner edges of the slot cap of microSD memory card/SIM card slot is important to maintain waterproof/dustproof property. Do not damage or remove the rubber seals.
- When closing the slot cap of microSD memory card/SIM card slot, take care not to get the rubber seal caught. Forcibly closing the cover with the rubber seals caught might damage them resulting in loss of waterproof/dustproof property. Just a small particle (a hair etc.) between the contact surfaces can cause water intrusion or dust penetration.
- If any liquid other than plain water (e.g. alcohol) is adhered to the rubber seals, it might cause deterioration in durability.
- Do not insert sharp objects into grooves around the slot cap of microSD memory card/SIM card slot. Doing so might damage or deform the product, damage the rubber seals, etc. causing water intrusion or dust penetration.

■ Replacing parts

- It is recommended to replace the parts for maintaining waterproof/dustproof property once every two years regardless of whether any abnormality is present. For information on part replacement, contact your nearest au Style or au shop.

■ Heat resistance

- Do not sink the product into boiling hot water or do not splash with boiling hot water to the product. Also, do not use the product in saunas or do not expose the product to fiery winds from hair dryer etc. The product is not resistant to high temperatures.

■ Shock

- The product shock resistance assumes usage in daily situations; subjecting the product to excessive shock such as by throwing or causing/letting the product fall forcefully may break the product.

■ Precautions on charging

The optional accessories are not waterproof/dustproof.

Check the following before and after charging.

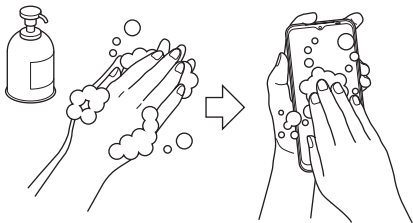
- Never charge the battery if the product is wet. Doing so might cause fire, burns, injury, electric shock, etc.
- Check that the product is not wet. If you are charging the battery just after the product gets wet, drain water well and wipe the remaining water off with a clean dry cloth.
- Do not touch the specified charging equipment (sold separately) with wet hands. Doing so might cause electric shock.
- Do not splash water over the specified charging equipment (sold separately) when using them. Do not use them near water such as in a bathroom, shower room, kitchen or washroom. Doing so might cause fire, burns, electric shock, or malfunction. Do not bring them into a bathroom etc. even if you do not charge the product with them. Doing so might cause fire, burns, electric shock, or malfunction.

■ How to wash

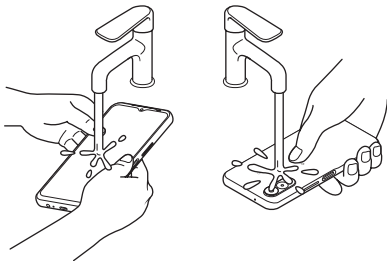
For washing the product, confirm the precautions and perform in the following procedure.

- Remove the commercially available accessories (product cover, case, etc.). For handling commercially available accessories, refer to the notes of each product.
- Use a foam type hand soap for home use which is manufactured by domestic manufacturer, or liquid type detergent for the tableware which is manufactured by domestic manufacturer. Do not use soap (bar soap, soap powder, etc.) other than those mentioned above.
- Use the agents in which 0.05w/v% or less chlorine or chlorinated additive is contained.
- For using detergent for the tableware, thoroughly read the notes on use of it and then follow the amount of use.
- Do not allow undiluted solution of detergent for the tableware to directly contact the product. If the undiluted solution is put on the product, immediately rinse with water.
- When washing the product, put off your watch, ring, or other decoration such as artificial nail. Doing so may scratch the main unit of the product.
- When washing the product, turn off the power in advance.
- Make sure to firmly close the slot cap of microSD memory card/SIM card slot.

- ① After frothing up foam type hand soap or detergent for the tableware in your hands, put the product on your palm, and then rub the front surface and the back surface with the foam.
- Hold the slot cap of microSD memory card/SIM card slot so as not to open while washing.



- ② Completely rinse off the foam on the front surface, back surface, buttons, etc. of the product.
- Wash in a position where the distance is approximately 10 cm from the tap or shower head, with somewhat weak water flow (6 liters per minute or less, normal temperature tap water).
 - Do not open or close the slot cap of microSD memory card/SIM card slot.
 - Do not pour water directly on the slot cap of microSD memory card/SIM card slot.



③ Rinse the power key/fingerprint sensor, earpiece, second microphone, earphone/microphone jack, mouthpiece/microphone, USB Type-C port, and speaker.

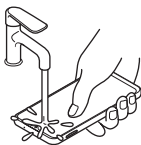
- If substance of foam hand soap or detergent for the tableware is remained on the second microphone, earpiece, mouthpiece/microphone, or speaker, may cause deterioration of the sound quality of ringtone or during a call due to clogging.

Also, those on the USB Type-C port may cause malfunction such as charging failure.

Thoroughly rinse it away.



Power key/
Fingerprint sensor



Earpiece



Second microphone



Earphone/microphone jack
Mouthpiece/Microphone
USB Type-C port
Speaker

④ Drain water in the specified steps. (Refer to "取扱説明書 詳細版 (Full Instruction Manual)" (Japanese).)

- Dry well and then confirm that there is no water drop remained.

Notes on using Bluetooth®/wireless LAN (Wi-Fi®) functions

- The Bluetooth® and wireless LAN (Wi-Fi®) functions of the product conform to Japanese domestic standards, FCC standards, and EC Directives, and has been certified.
- Use of Bluetooth® function and wireless LAN (Wi-Fi®) function may be restricted in some countries/regions. Before using the product overseas, check the relevant laws and regulations of the country/region you visit.
- The 2.4 GHz band used by Bluetooth® and wireless LAN (Wi-Fi®) devices is shared by various other devices. For this reason, the communication speed and connectable range may be decreased, or disconnection may occur, due to interference from other devices.
- Do not use the product in places where electromagnetic waves are generated or near electric products, AV and OA equipment, or other magnetized devices.
- Subjecting the product to magnetic or electrical noise may increase noise and prevent it from performing communications (The product is particularly susceptible to noise when it used near a microwave oven).
- Using the product near a TV, radio or similar appliance may cause reception interference and disrupt TV images.
- The searching might not be successful if there are multiple wireless LAN (Wi-Fi®) access points near to the product or the same channel is being used.
- Use of mobile phones on board is restricted. Follow the instructions of each airline.
- The communication speed and connectable range vary depending on the distance between communication devices, obstacles and the devices used.

2.4 GHz frequency band precautions

The frequencies used by the Bluetooth® and/or wireless LAN (Wi-Fi®) function of the product are in the 2.4 GHz band. In this frequency band, other similar wireless stations, in-plant wireless stations for mobile unit identification that require a license to use, such as factory production lines, specific small power wireless stations that do not require licenses, amateur wireless stations (collectively called "other wireless stations" from here on) are operated in addition to home electrical appliances such as microwave ovens, devices for industrial, scientific and medical devices.

1. Before using the product, make sure that "other wireless stations" are not in operation nearby.


2. In the event that instances of radio wave interference have occurred between the product and "other wireless stations", immediately either relocate the product or stop operation of the device (stop the emission of radio waves).
3. If you are unclear on any points or are troubled by anything, contact your nearest au Style, au shop, or the Customer Service Center.
 - The connections between the product and all other Bluetooth® and wireless LAN (Wi-Fi®) devices have not been confirmed. Therefore, connections with all Bluetooth® and wireless LAN (Wi-Fi®) devices are not guaranteed.
 - This product supports security features for wireless communications that are compliant with the Bluetooth® and wireless LAN (Wi-Fi®) standard specifications, but the security may not be sufficient depending on the usage environment and configuration. Be careful when making data communication using Bluetooth® or wireless LAN (Wi-Fi®) function.
 - Wireless LAN (Wi-Fi®) has the advantage that it can be freely connected anywhere within the radio wave range, as it uses radio waves for exchanging information. At the same time, there is a risk that a malicious third party may obtain unauthorized access if security settings have not been configured. You are recommended to configure security settings before using wireless LAN (Wi-Fi®) at your decision and responsibility.
 - The Company assumes no responsibility for leakage of data or information that may occur during Bluetooth®/wireless LAN (Wi-Fi®) communication.
 - Since Bluetooth® and wireless LAN (Wi-Fi®) functions use the same frequency band, using the both functions at the same time may cause radio wave interference resulting in decreased communication speed or disconnection from the network. If connection fails, stop using either of the Bluetooth® and wireless LAN (Wi-Fi®) functions.

Bluetooth® and wireless LAN (Wi-Fi®) functions of the product use frequencies in the 2.4 GHz band.

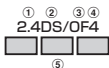
■ Bluetooth® function:




- ① 2.4: Radio equipment that uses the 2400 MHz band.
- ② FH/XX: The modulation is the FH-SS method or other method (method other than DS-SS method/DS-FH method/FH-OFDM composite method/OFDM method).
- ③ 1: The expected interference distance is 10 m or shorter.

- ④ : All bandwidths between 2400 MHz and 2483.5 MHz are used, and the bandwidth used by mobile object identification devices cannot be avoided.

■ Wireless LAN (Wi-Fi®) function:



- ① 2.4: Radio equipment that uses the 2400 MHz band.
② DS: The modulation is the DS-SS method.
③ OF: The modulation is the OFDM method.
④ 4: The expected interference distance is 40 m or shorter.
⑤ : All bandwidths between 2400 MHz and 2483.5 MHz are used, and the bandwidth used by mobile object identification devices can be avoided.

Available channels vary by countries. To use wireless LAN (Wi-Fi®) overseas, check the conditions such as available frequency and regulation for the country.

To use in airplane, confirm with airline company in advance. When the product is out of service area, channels 12 and 13 of 2.4 GHz band are not available regardless of whether you are in Japan or abroad.

■ 5 GHz frequency band precautions

Wireless LAN (Wi-Fi®) function of the product uses 5 GHz band. Using wireless LAN (Wi-Fi®) in 5.2/5.3 GHz outdoors is prohibited by law (except when communicating with a base station of data communication system for 5.2 GHz high power frequency band or relay station). Channel numbers and frequency bands available in Japan are as follows.

IEEE802.11a/n/ac			
W52	W52	W53	W56

- 5.2 GHz band: 5,180 to 5,240 MHz (36, 40, 44, 48 ch)
- 5.3 GHz band: 5,260 to 5,320 MHz (52, 56, 60, 64 ch)
- 5.6 GHz band: 5,500 to 5,720 MHz (100, 104, 108, 112, 116, 120, 124, 128, 132, 136, 140, 144 ch)

Notes on data communication charge

- Since a constant Internet connection is possible with the product, data communication may be performed automatically by some apps, resulting in high data communication charges. Therefore, subscription to a data communication charge discount service or flat rate plan is recommended.
- To browse homepages, download apps, communicate using apps, send/receive e-mails and configure various settings on the product, connection to the Internet is required and data communication charge applies.

Notes on Call Charges

- When you end a call, make sure to disconnect the call. If you forget to disconnect, the call charges may be higher.

Mobile Phone Etiquette

■ Use of the product is not allowed in the following places!

- Do not listen to music or watch videos, etc. while driving a car or motorbike, or riding a bicycle. Using the product while driving a vehicle or riding a motorbike is prohibited by law (Use of mobile phones while riding a bicycle may also be punishable by law). In addition, stay alert to the traffic around you even when walking. Surrounding sounds may not be heard clearly, and gazing at the screen might distract your attention causing a traffic accident. Be especially careful at railroad crossings, station platform and pedestrian crossings.
- Use of mobile phones on board is restricted. Follow the instructions of each airline.

Updating Software

■ Cautions for use

- The product downloads software automatically and updates it when necessary (except for OS update).
- Charge the product adequately before updating software. If the remaining battery level is low or becoming low while update is in progress, software update may fail.
- Check the signal reception. In a place where the signal reception is poor, software update may fail.
- Though the data stored on the product such as contacts, mails, still images, music data, etc. will not be changed even after updating software, the information you specified may be initialized depending on updated contents. Note that the data may not be protected depending on the status of your mobile phone (e.g. malfunction, damage, getting wet, etc.). Also, you are recommended to back up your data before updating software.
- If software update has failed or stopped, perform the same procedure again.
- When you turn the power on for the first time after updating software, operations may be slow for several or several tens of minutes due to updating the data. The time for updating the data varies depending on the amount of data on the product. Do not turn the power off until operation speed becomes normal.
- While you are using the product overseas, software update may not be available.
- Do not move the product while software update is in progress.

When software update is not available, etc.

- If software update has failed, you may not operate the product. In this case, contact Repair and Delivery Support Center.
- For details, refer to "取扱説明書 詳細版 (Full Instruction Manual)" (Japanese).

■ Downloading and updating software

The update software can be downloaded from the settings menu of the product directly.

- 1** In the Home screen, slide the screen up → [Settings] → [System] → [System update]

After that, follow the onscreen instructions.

After-sales service

■ When asking for repair

For repair, contact Repair and Delivery Support Center.

During the warranty period	Repairs will be done based on the terms of services of the free-of-charge repair warranty.
Outside the warranty period	We shall repair the product for a charge as requested by the customer if repair renders it usable.

* The warranty period is one year from the date you purchased the product.

- Before handing in the product for repair, make a backup of the contents of memory since they may disappear during repair. Note that the Company shall not be liable for any damages and loss of income should the contents of memory be altered or lost.
- Recycled parts that meet the Company's quality standards are sometimes used for repair.
- Your old terminal collected by replacement mobile phone delivery service is serviced for reuse and recycled as a replacement terminal. Also, parts replaced through after-sales service are collected and recycled by the Company. They cannot be returned to customers.
- The product which is processed, remodeled, analyzed (including by modifying or analyzing the software (including by rooting etc.), reverse engineering, decompiling, reverse-assembling), or repaired by an unauthorized repair office is not covered by the warranty and repair may be refused.
- The battery built-into the main unit is not covered by free-of-charge repair warranty, as it is a consumable part.

■ Performance parts for repair

The Company retains performance parts for repair of the main unit and its peripherals for four years after discontinuation of production. "Performance parts for repair" refers to parts required for maintaining the functions of the product.

■ Provisions for free-of-charge repair

1. Please notify us of the production number (IMEI number) for repair request. The production number (IMEI number) can be checked on the product main unit, sticker on the outer packaging box etc.
 2. During the warranty period, we will repair the product free of charge for the malfunction under the condition that it is used correctly in line with the directions given in the instruction manual.
 3. Even if the warranty period has not expired, a fee will be charged for repair under the following circumstances. (or, repair may not be possible)
 - ① The product has not been used correctly in line with the directions given in the instruction manual.
 - ② The malfunction or damage is due to unauthorized repair or modification of the product.
 - ③ The product has been repaired other than at our specified repair offices.
 - ④ The malfunction or damage is due to negligence in use or handling, or due to an accident. There are signs of the product having been dropped, wet, exposed to humidity, etc.
 - ⑤ The malfunction or damage is due to natural disasters (earthquakes, storm or flood damage, etc.), fire, salt damage, abnormal voltage, etc.
 4. Repair may not be possible depending on the degree of damage.
 5. The Company shall have no liability for any damage or loss resulting from the malfunction of the product.
 6. The Company shall not bear any responsibility for accidents resulting from use of the product having been connected to unspecified devices.
 7. Do not accept requests for service calls to the owner's home, place of business, etc.
 8. This warranty is valid only in Japan.
- * This warranty guarantees repair free of charge during the period and under the conditions specified on the warranty provisions above. Thus this warranty does not limit the legal rights of the owner with respect to the guarantor or any other business person or enterprise.

■ Repair and Delivery Support Wide with Cloud

To ensure the customer can enjoy long-term, worry-free use of the au/UQ mobile terminal, "Repair and Delivery Support Wide with Cloud" is available as an after-sales service system by membership on a monthly fee basis. This service expands the coverage for any trouble experienced such as malfunction, theft, and loss.

For details on monthly usage fees and service, see the au/UQ mobile homepage.

- au Subscribers
<https://www.au.com/mobile/service/kosho-funshitsu-wide-cloud/> (Japanese)
 - UQ mobile Subscribers
<https://www.uqwimax.jp/mobile/plan/option/repair-wide-cloud/> (Japanese)
- * Contents of service are subject to change without notice.

■ SIM card




The SIM card is lent to you by your carrier. In case of loss or damage, the card will be replaced at your expense. When a malfunction is suspected, or in case of theft or loss, contact an au Style/au shop or Toyota store.

Foreign Exchange and Foreign Trade Act

The products may be subject to the application of the Foreign Exchange and Foreign Trade Act and other related laws and regulations in Japan. In addition, the Export Administration Regulations (EAR) of the United States may be applicable. In cases of exporting or reexporting the products, customers are requested to follow the necessary procedures at their own responsibility and cost. Please contact the Ministry of Economy, Trade and Industry of Japan or the Department of Commerce of the United States for details about procedures.

Intellectual property rights

■ Trademarks

-  is a registered trademark of FeliCa Networks Inc.
 - FeliCa is a registered trademark or a trademark of Sony Group Corporation or its affiliates.
 - The microSD logo, microSDHC logo and microSDXC logo are trademarks of SD-3C, LLC.
- 
- Android is a trademark of Google LLC.
 - The Bluetooth® word mark and logos are registered trademarks owned by Bluetooth SIG, Inc.
 - Wi-Fi, Wi-Fi logo, Wi-Fi Alliance, WMM, Wi-Fi CERTIFIED, Wi-Fi CERTIFIED logo, WPA, WPA2, WPA3, Wi-Fi Enhanced Open, and Wi-Fi Direct are trademarks or registered trademarks of Wi-Fi Alliance.
- 
- Other company and product names mentioned in this manual are trademarks or registered trademarks of their respective holders.
 - All other trademarks are those of their respective owners.

■ Others

- FeliCa is a contactless IC card technology developed by Sony Corporation.

■ Open source software

- Software licensed under Apache License V2.0 and necessarily modified by FCNT LLC is used for this product.
- This product contains open source software complying with GNU General Public License (GPL), GNU Lesser General Public License (LGPL), etc.

For details on the software license, In the Home screen, slide the screen up → [Settings] → [About phone] → [Legal information] → See [Third-party licenses].

For software source codes disclosed by FCNT LLC based on the open source licenses, refer to the following website.

For details, refer to the website below.

<https://www.fcnt.com/support/develop/> (Japanese)

<For au Users>

au Support

  App/Website

■ My au app


You can check the amount of your monthly billing/data communication (giga), your contract details, points, etc. easily. You can also do various procedures or contact us smoothly.



URL <http://kddi-l.jp/mFH> (Japanese)

■ au Support (web)

Provides various support information useful for solving your problem.



URL <http://kddi-l.jp/JyQ>
(Japanese)

Message

Consult us anytime/anywhere simply by chat!

AI answers you soon all day and our communicator guides you in detail.



URL <http://kddi-l.jp/QJo>
(Japanese)

<For UQ mobile Users>

UQ mobile Support

  App/Website

■ My UQ mobile (app)

You can check the amount of your monthly billing/data communication (giga), your contract details, points, etc. easily. You can also do various procedures or contact us smoothly.



URL <http://kddi-l.jp/FJZ> (Japanese)

■ UQ mobile Support (web)

Provides various support information useful for solving your problem.



URL <http://kddi-l.jp/DHC>
(Japanese)

Chat

Consult us anytime/anywhere simply by chat!

AI answers you soon all day and our communicator guides you in detail.



URL <http://kddi-l.jp/NZJ>
(Japanese)

For problems on your phone:

Repair and Delivery Support Center (7 days a week/toll free)

For repair (Business hours: 9:00 to 20:00)

 **0120-925-919**

Free Call



モバイル・リサイクル・ネットワーク
携帯電話・PHSのリサイクルにご協力を。

Cell phone and PHS operators collect and recycle unused telephones, batteries and battery chargers at stores bearing the ♻️ logo regardless of brand and manufacturer to protect the environment and reuse valuable resources.



やめましょう、
歩きスマホ。



キケン！
水ぬれ充電



あぶない！
電池への衝撃

RA92999-0014



(Management code)